



US00D612904S

(12) **United States Design Patent**
Alley et al.

(10) **Patent No.:** **US D612,904 S**

(45) **Date of Patent:** **** Mar. 30, 2010**

(54) **THREE-ROD FISHING POLE
HOLDER/ORGANIZER**

D582,507 S 12/2008 Alley
D582,508 S 12/2008 Alley
D586,425 S 2/2009 Alley

(76) Inventors: **Corey James Alley**, P.O. Box 8747,
Madeira Beach, FL (US) 33738; **Sandra
K Alley**, P.O. Box 8747, Madeira Beach,
FL (US) 33738

* cited by examiner

Primary Examiner—Catherine R Oliver
(74) *Attorney, Agent, or Firm*—Larson & Larson, P.A.; Frank
Liebenow

(**) Term: **14 Years**

(21) Appl. No.: **29/333,303**

(57) **CLAIM**

(22) Filed: **Mar. 6, 2009**

I claim the ornamental design for an improved three-rod
fishing pole holder/organizer, as shown and described.

(51) **LOC (9) Cl.** **22-05**

(52) **U.S. Cl.** **D22/147**

(58) **Field of Classification Search** D22/147,
D22/134, 149; 43/21.2, 25.2, 25; 206/315.11;
24/336, 338; 211/70.2, 70.8; D6/552, 455,
D6/457-458, 469, 466-468

See application file for complete search history.

DESCRIPTION

FIG. 1 is a front elevation view of the improved three-rod
fishing pole holder/organizer showing my novel design;

FIG. 2 is a rear elevation view thereof;

FIG. 3 is a left side view thereof;

FIG. 4 is a right side view thereof;

FIG. 5 is a top plan view thereof;

FIG. 6 is a bottom plan view thereof; and,

FIG. 7 is a perspective view thereof.

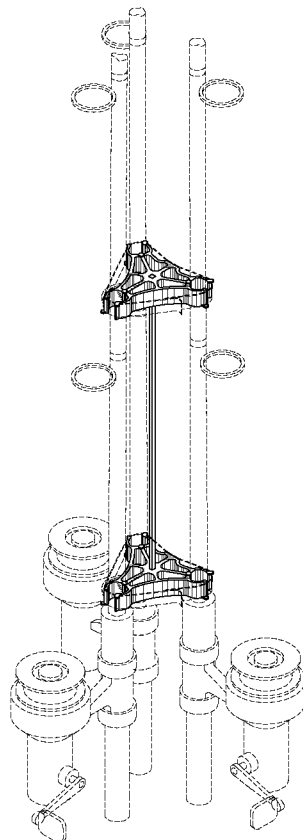
The broken lines shown in FIG. 7 are for illustrative purposes
only and form no part of the claimed design.

(56) **References Cited**

U.S. PATENT DOCUMENTS

4,707,892	A	*	11/1987	Nelson	43/25.2
5,072,539	A	*	12/1991	Greenberg	43/21.2
D394,575	S	*	5/1998	Mikloczak et al.	D6/552
5,794,375	A	*	8/1998	Wright	43/25
D426,282	S	*	6/2000	Harmon	D22/147
D546,102	S	*	7/2007	Lawrence	D6/552

1 Claim, 4 Drawing Sheets



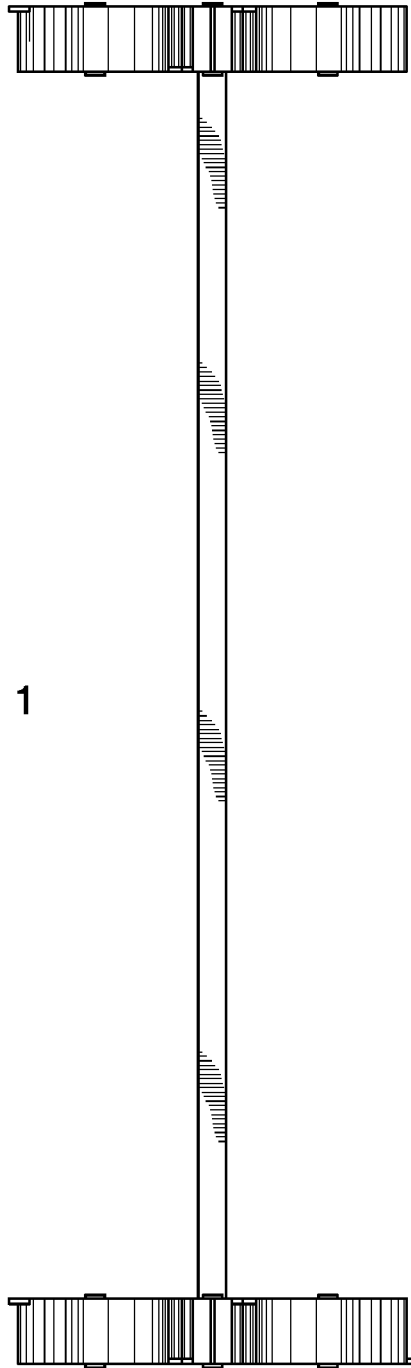


FIG. 1

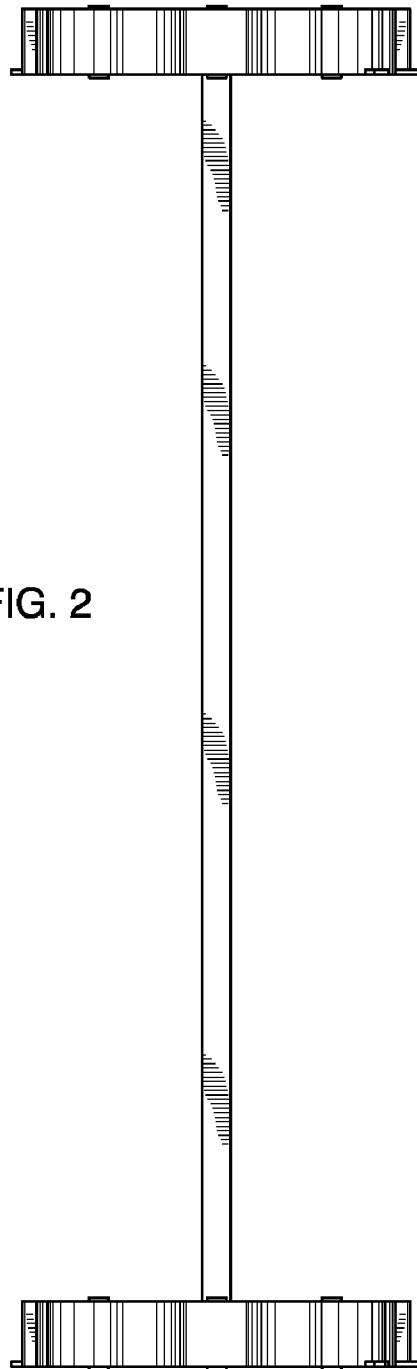


FIG. 2

FIG. 3

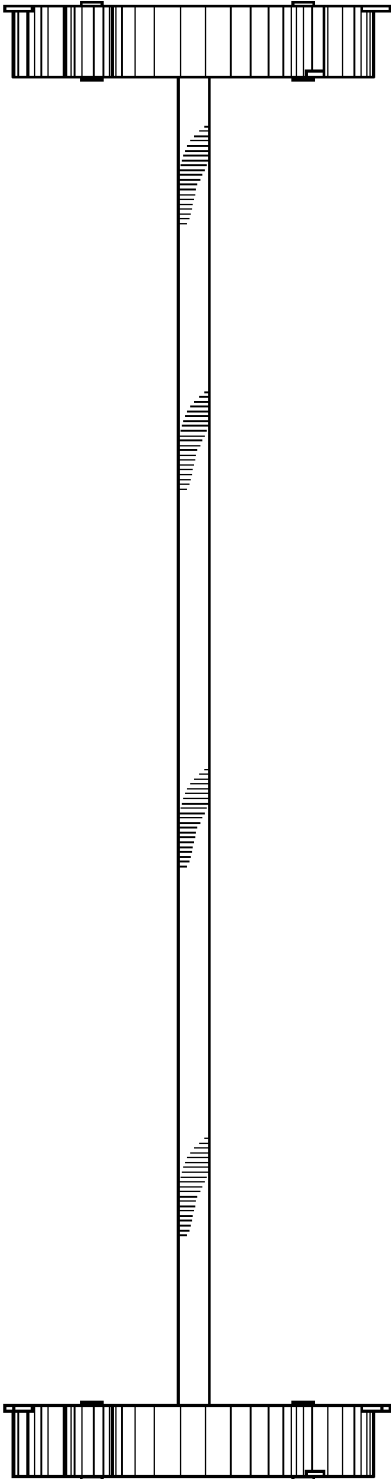


FIG. 4

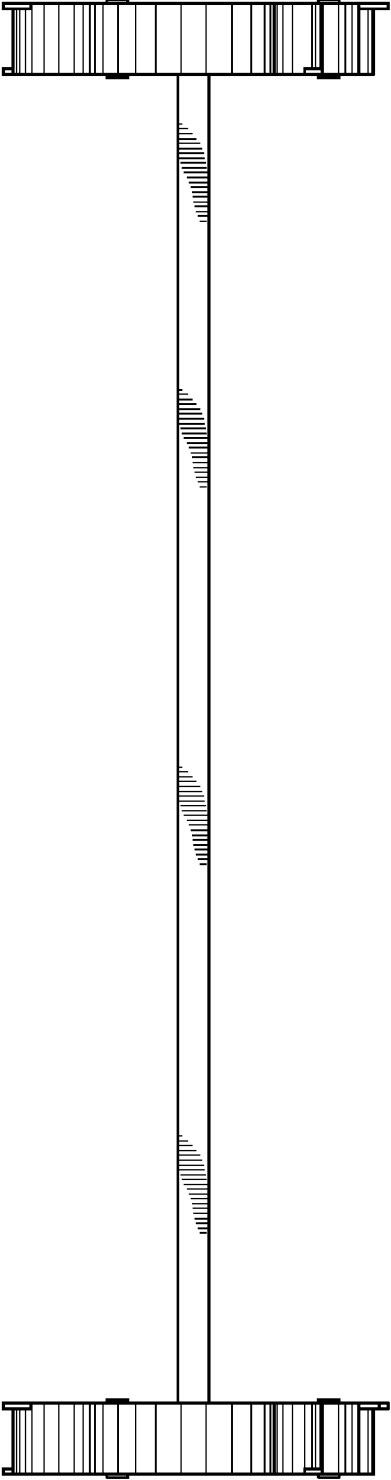


FIG. 5

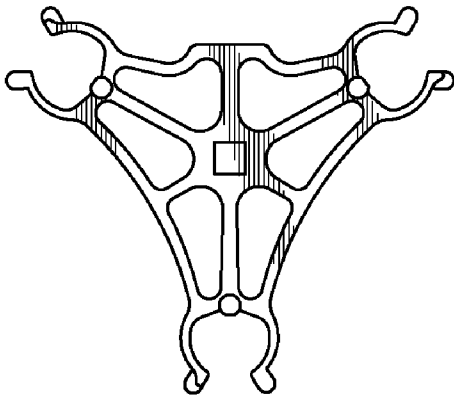


FIG. 6

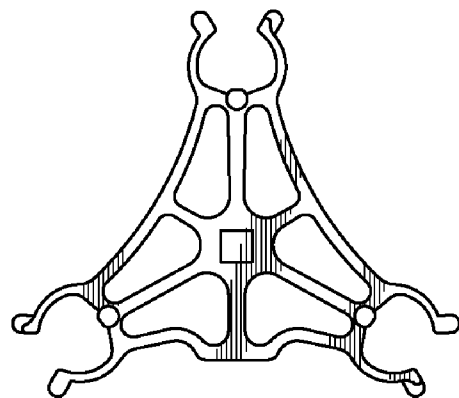


FIG. 7

